



Ministry of Finance



# Rs 1,49,507 crore GST Revenue collected for December 2022, records increase of 15% Year-on-Year

## Monthly GST revenues more than Rs 1.4 lakh crore for 10 straight months in a row

Posted On: 01 JAN 2023 3:48PM by PIB Delhi

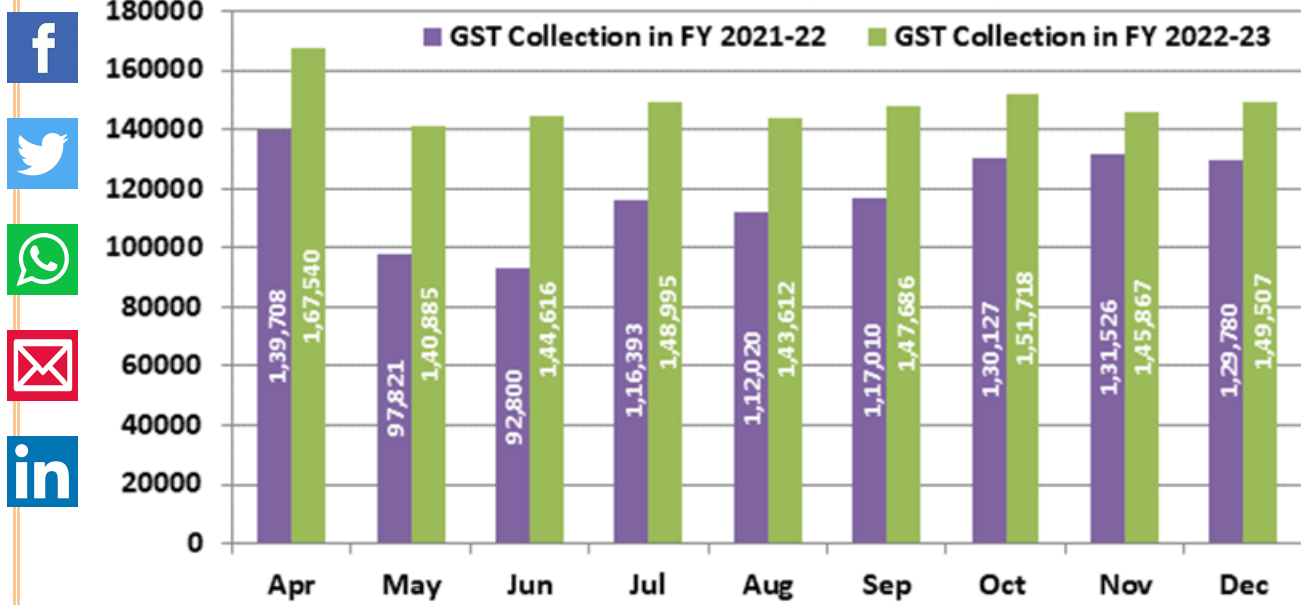
The gross GST revenue collected during December 2022 is **Rs 1,49,507 crore**, of which CGST is **Rs 26,711 crore**, SGST is **Rs 33,357 crore**, IGST is **Rs 78,434 crore** (including Rs 40,263 crore collected on import of goods) and Cess is **Rs 11,005 crore** (including Rs 850 crore collected on import of goods).

The Government has settled Rs 36,669 crore to CGST and Rs 31,094 crore to SGST from IGST as regular settlement. The total revenue of Centre and the States after regular settlements in the month of December 2022 is Rs 63,380 crore for CGST and Rs 64,451 crore for the SGST.






The revenues for the month of December 2022 are **15% higher** than the GST revenues in the same month last year. During the month, revenues from import of goods was **8% higher** and the revenues from domestic transaction (including import of services) are **18% higher** than the revenues from these sources during the same month last year. During the month of November, 2022, 7.9 crore e-way bills were generated, which was significantly higher than 7.6 crore e-way bills generated in October, 2022.






The chart below shows trends in monthly gross GST revenues during the current year. The table shows the state-wise figures of GST collected in each State during the month of December, 2022 as compared to December, 2021.

## Trends in GST Collection (Rs. In Crore)

State-wise growth of GST Revenues (Rs crore) during December 2022<sup>[1]</sup>

	State	Dec-21	Dec-22	Growth
1	Jammu and Kashmir	320	410	28%
2	Himachal Pradesh	662	708	7%
3	Punjab	1,573	1,734	10%
4	Chandigarh	164	218	33%
5	Uttarakhand	1,077	1,253	16%
6	Haryana	5,873	6,678	14%
7	Delhi	3,754	4,401	17%
8	Rajasthan	3,058	3,789	24%
9	Uttar Pradesh	6,029	7,178	19%
10	Bihar	963	1,309	36%
11	Sikkim	249	290	17%
12	Arunachal Pradesh	53	67	27%

	<b>13</b>	Nagaland	34	44	<b>30%</b>
	<b>14</b>	Manipur	48	46	<b>-5%</b>
	<b>15</b>	Mizoram	20	23	<b>16%</b>
	<b>16</b>	Tripura	68	78	<b>15%</b>
	<b>17</b>	Meghalaya	149	171	<b>15%</b>
	<b>18</b>	Assam	1,015	1,150	<b>13%</b>
	<b>19</b>	West Bengal	3,707	4,583	<b>24%</b>
	<b>20</b>	Jharkhand	2,206	2,536	<b>15%</b>
	<b>21</b>	Odisha	4,080	3,854	<b>-6%</b>
	<b>22</b>	Chhattisgarh	2,582	2,585	<b>0%</b>
	<b>23</b>	Madhya Pradesh	2,533	3,079	<b>22%</b>
	<b>24</b>	Gujarat	7,336	9,238	<b>26%</b>
	<b>25</b>	Daman and Diu	2	-	<b>-86%</b>
	<b>26</b>	Dadra and Nagar Haveli	232	317	<b>37%</b>
	<b>27</b>	Maharashtra	19,592	23,598	<b>20%</b>
	<b>29</b>	Karnataka	8,335	10,061	<b>21%</b>
	<b>30</b>	Goa	592	460	<b>-22%</b>
	<b>31</b>	Lakshadweep	1	1	<b>-36%</b>
	<b>32</b>	Kerala	1,895	2,185	<b>15%</b>
	<b>33</b>	Tamil Nadu	6,635	8,324	<b>25%</b>

 34	Puducherry	147	192	<b>30%</b>
 35	Andaman and Nicobar Islands	26	21	<b>-19%</b>
 36	Telangana	3,760	4,178	<b>11%</b>
 37	Andhra Pradesh	2,532	3,182	<b>26%</b>
 38	Ladakh	15	26	<b>68%</b>
37	Other Territory	140	249	<b>78%</b>
99	Center Jurisdiction	186	179	<b>-4%</b>
	<b>Grand Total</b>	<b>91,639</b>	<b>1,08,394</b>	<b>18%</b>

\*\*\*\*

**RM/PPG/KMN**

(Release ID: 1887876) Visitor Counter : 3498

Read this release in: Tamil , Marathi , Hindi