



Ministry of Finance



# ₹1,62,712 crore gross GST revenue collected during September 2023; records 10% Year-on-Year growth

GST collection crosses ₹1.60 lakh crore mark for the fourth time in FY 2023-24

₹9,92,508 crore gross GST collection for the first half of FY 2023-24 marks 11% Y-o-Y growth

Average monthly gross GST collection in FY 2023-24 at Rs. 1.65 lakh crore with 11% Y-o-Y growth

Posted On: 01 OCT 2023 3:40PM by PIB Delhi

The gross GST revenue collected in the month of September, 2023 is **₹1,62,712 crore** out of which CGST is **₹29,818 crore**, SGST is **₹37,657 crore**, IGST is **₹83,623 crore** (including ₹41,145 crore collected on import of goods) and cess is **₹11,613 crore** (including ₹881 crore collected on import of goods).

The government has settled ₹33,736 crore to CGST and ₹27,578 crore to SGST from IGST. The total revenue of Centre and the States in the month of September, 2023 after regular settlement is ₹63,555 crore for CGST and ₹65,235 crore for the SGST.

The revenues for the month of September, 2023 are 10% higher than the GST revenues in the same month last year. During the month, the revenues from domestic transactions (including import of services) are 14% higher than the revenues from these sources during the same month last year. It is for the fourth time that the gross GST collection has crossed ₹1.60 lakh crore mark in FY 2023-24.

The gross GST collection for the first half of the FY 2023-24 ending September, 2023 [₹9,92,508 crore] is 11% higher than the gross GST collection in the first half of FY 2022-23 [₹8,93,334 crore]. The average monthly gross collection in FY 2023-24 is ₹1.65 lakh crore, which is 11% higher than average monthly gross collection for first half of FY 2022-23 where it was ₹1.49 lakh crore.

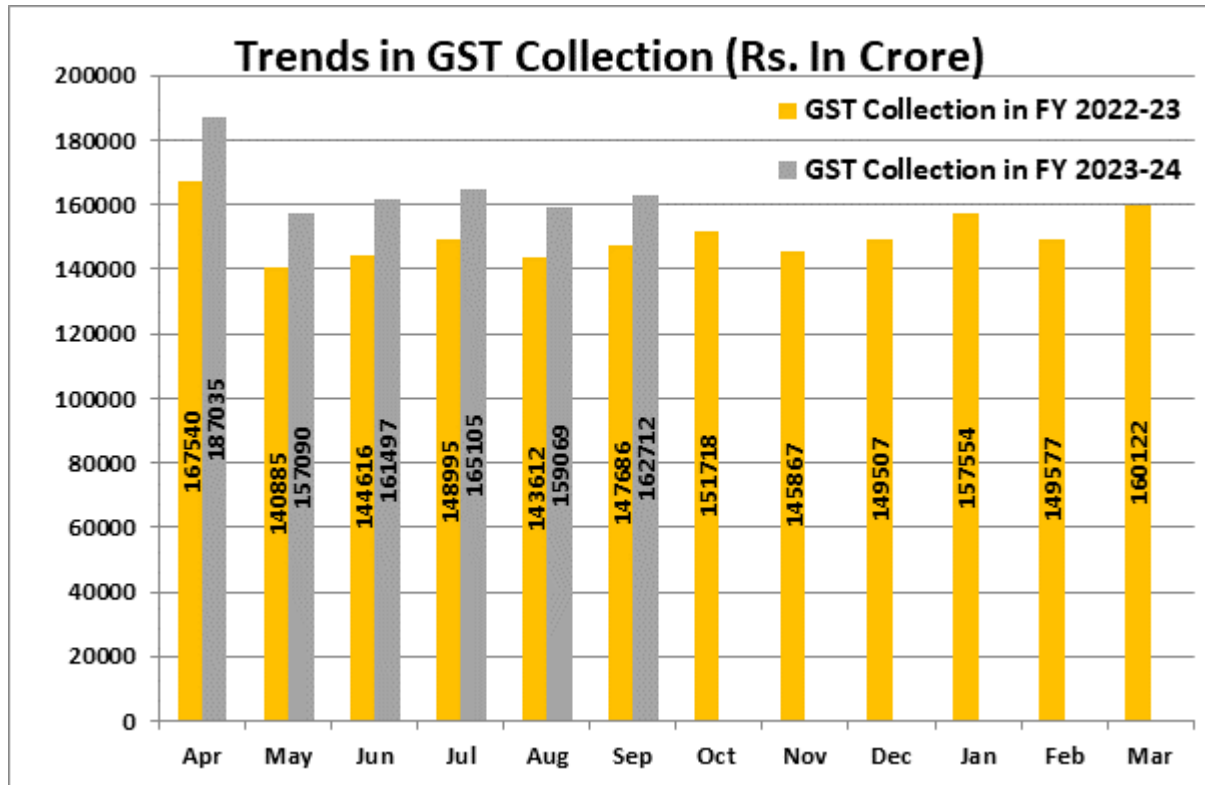
The chart below shows trends in monthly gross GST revenues during the current year. **Table-1** shows the state-wise figures of GST collected in each State during the month of September 2023 as compared to September 2022. **Table-2** shows the state-wise figures of regular settlement GST revenue



of each State till the month of September 2023.





**Chart: Trends in GST Collection**








**State-wise growth of GST Revenues during September, 2023<sup>[1]</sup>**

State/UT	Sep-22	Sep-23	Growth (%)
Jammu and Kashmir	428	563	32%
Himachal Pradesh	712	784	10%
Punjab	1,710	1,866	9%
Chandigarh	206	219	6%
Uttarakhand	1,300	1,392	7%
Haryana	7,403	8,009	8%
Delhi	4,741	4,849	2%
Rajasthan	3,307	3,869	17%
Uttar Pradesh	7,004	7,844	12%



 Bihar	1,466	1,397	-5%
 Sikkim	285	315	11%
 Arunachal Pradesh	64	81	27%
 Nagaland	49	52	5%
 Manipur	38	56	47%
Mizoram	24	27	14%
Tripura	65	73	13%
Meghalaya	161	165	2%
Assam	1,157	1,175	2%
West Bengal	4,804	4,940	3%
Jharkhand	2,463	2,623	7%
Odisha	3,765	4,249	13%
Chhattisgarh	2,269	2,684	18%
Madhya Pradesh	2,711	3,118	15%
Gujarat	9,020	10,129	12%
Dadra and Nagar Haveli and Daman & Diu	12	350	12%
Maharashtra	21,403	25,137	17%
Karnataka	9,760	11,693	20%
Goa	429	497	16%
Lakshadweep	3	2	-45%
Kerala	2,240	2,505	12%






 Tamil Nadu	8,637	10,481	21%
 Puducherry	188	197	5%
 Andaman and Nicobar Islands	33	23	-30%
 Telangana	3,915	5,226	33%
 Andhra Pradesh	3,132	3,658	17%
Jadakh	19	35	81%
Other Territory	202	207	2%
Center Jurisdiction	182	196	8%
<b>Grand Total</b>	<b>1,05,615</b>	<b>1,20,686</b>	<b>14%</b>

**Table-2: SGST & SGST portion of IGST settled to States/UTs**

**April-September (Rs. in crore)**

State/UT	Pre-Settlement SGST			Post-Settlement SGST[2]		
	2022-23	2023-24	Growth	2022-23	2023-24	Growth
Jammu and Kashmir	1,138	1,515	33%	3,546	4,102	16%
Himachal Pradesh	1,150	1,314	14%	2,770	2,778	0%
Punjab	3,846	4,216	10%	9,215	10,869	18%
Chandigarh	300	335	12%	1,002	1,147	15%
Uttarakhand	2,401	2,589	8%	3,708	4,055	9%
Haryana	9,045	9,864	9%	14,948	17,161	15%
Delhi	6,872	7,639	11%	13,746	15,660	14%
Rajasthan	5,597	8,488	12%	16,451	19,129	16%

 Uttar Pradesh	13,711	16,069	17%	32,540	36,109	11%	
 Bihar	3,567	4,092	15%	11,497	12,679	10%	
 Sikkim	153	267	75%	406	545	34%	
 Arunachal Pradesh	253	343	35%	807	1,013	26%	
 Nagaland	108	155	43%	474	539	14%	
Manipur	143	177	24%	681	566	-17%	
Mizoram	93	147	58%	419	491	17%	
Tripura	206	258	25%	696	790	13%	
Meghalaya	227	311	37%	711	860	21%	
Assam	2,562	2,906	13%	5,965	7,181	20%	
West Bengal	10,751	11,960	11%	18,786	20,949	12%	
Jharkhand	3,661	4,462	22%	5,352	6,043	13%	
Odisha	7,206	8,068	12%	9,096	10,869	19%	
Chhattisgarh	3,720	4,136	11%	5,292	6,454	22%	
Madhya Pradesh	5,221	6,324	21%	12,768	15,350	20%	
Gujarat	18,628	20,839	12%	27,226	31,106	14%	
Dadra and Nagar Haveli and Diu and Daman and Diu			-5%	566	508	-10%	
Maharashtra	42,043	50,062	19%	62,010	72,741	17%	
Karnataka	17,196	20,097	17%	31,076	36,162	16%	
Goa	957	1,109	16%	1,678	1,940	16%	
L  Sweep 	14		192%	16		60	2 

 Kerala	6,014	6,986	16%	14,594	15,827	8%
 Tamil Nadu	17,712	20,158	14%	28,345	31,778	12%
 Puducherry	233	246	6%	580	727	25%
 Andaman and Nicobar Islands	101	111	10%	247	271	10%
 Telangana	8,184	9,790	20%	17,685	20,023	13%
Andhra Pradesh	6,298	7,028	12%	13,496	15,390	14%
Ladakh	63	98	55%	245	300	23%
Other Territory	78	118	52%	241	542	125%
<b>Grand Total</b>	<b>2,01,771</b>	<b>2,32,606</b>	<b>15%</b>	<b>3,68,888</b>	<b>4,22,713</b>	<b>15%</b>

\*\*\*\*\*

**NB/VM/KMN**

[1] Does not include GST on import of goods

[2] Post-Settlement GST is cumulative of the GST revenues of the States/UTs and the SGST portion of the IGST settled to the States/UTs

(Release ID: 1962701) Visitor Counter : 11958

Read this release in: Urdu , Hindi , Telugu

